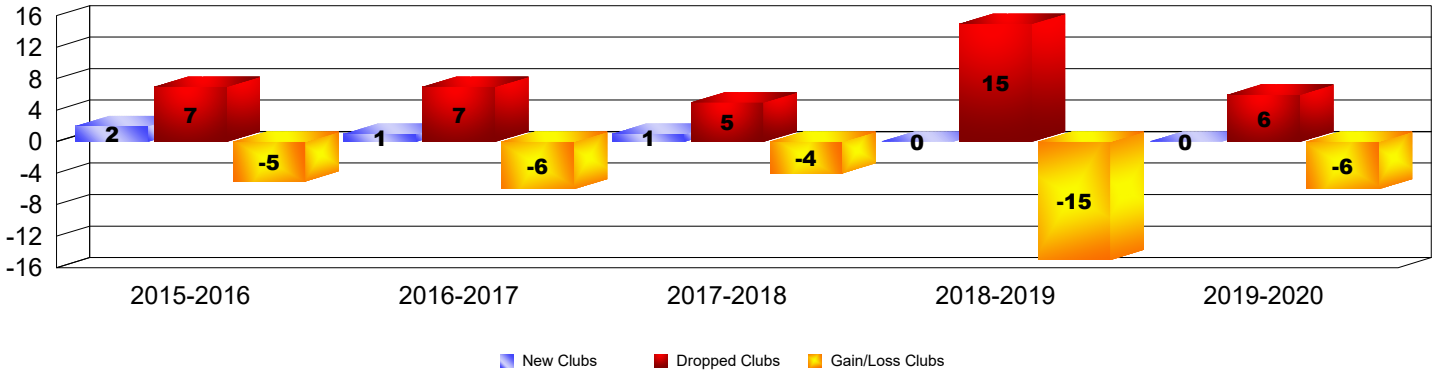


Multiple District 336

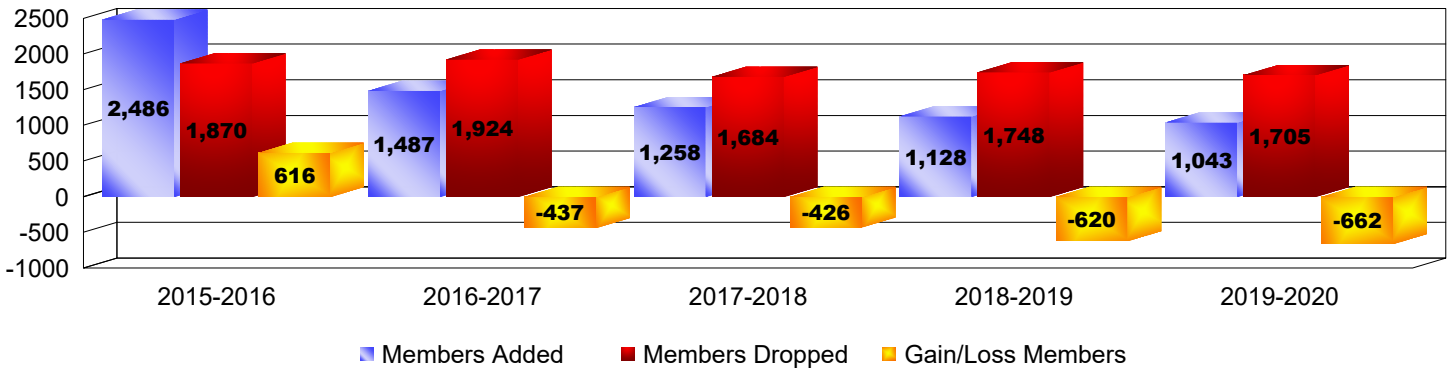
As of June 2020 Cumulative

Year	New Clubs	Dropped Clubs	Gain/Loss Clubs	New Members	Charter Members	Reinstate Members	Transfer Members	Total Member Added	Total Members Dropped	Gain/Loss Members
2015-2016	2	7	-5	2,386	45	4	51	2,486	1,870	616
2016-2017	1	7	-6	1,377	47	40	23	1,487	1,924	-437
2017-2018	1	5	-4	1,180	44	16	18	1,258	1,684	-426
2018-2019	0	15	-15	1,067	0	19	42	1,128	1,748	-620
2019-2020	0	6	-6	983	2	16	42	1,043	1,705	-662
Average	1	8	-7	1,399	28	19	35	1,480	1,786	-306


Clubs



Members



Membership Composition June 2020 Cumulative



Gender Comparison June 2020 Cumulative

